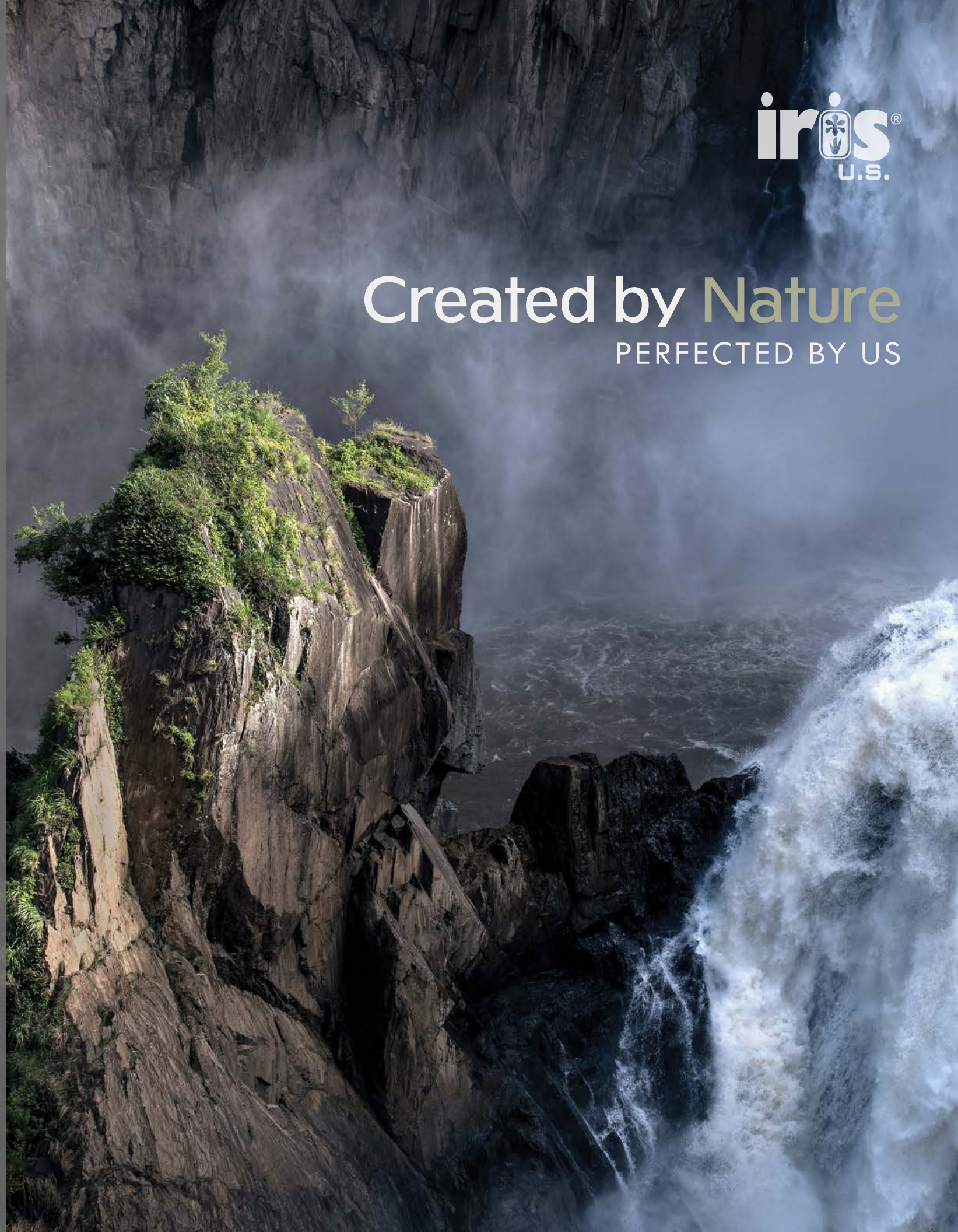




TRAVERTINE PORCELAIN TILE



Created by Nature
PERFECTED BY US



I CONTENT





CREATED BY NATURE PERFECTED BY US

BE ALWAYS AT **ZENIT** WITH OUR
TOP-QUALITY PORCELAIN SURFACES

Our high-tech porcelain tiles are produced from natural ceramic clays and minerals, that make it a highly durable and non-porous surface that shows great resistance to thermal shock, UV light, water absorption, staining and even scratching.

Our tiles are also made without resin in "sustainable" manufacturing facilities where materials and water are being recycled.

ZENIT is an apex of your most ambitious architectural design project.

ZENIT COLLECTION

Innovative US-made porcelain tile that was inspired by the beauty, strength and textures of the natural travertine stone.

This durable surface comes in four natural colors and a variety of sizes, in matte and polished finishes. Two types of mosaics and trim pieces are also offered to accommodate any architectural design concept.

- ① Zenit White
- ② Zenit Beige
- ③ Zenit Light Taupe
- ④ Zenit Grey




ZENIT WHITE

Zenit White is a true balance of all colors that brings simplicity and pure perfection into any architectural design. Delicate patterns and elegant appearance of the light textures radiate beauty and grace.


With its uplifting spirit and encouraging essence, White would create an airy and fresh feeling for any living or commercial space. ¹



ZENIT
WHITE
MATTE & POLISHED



48" X 24"



12" X 24"



2" X 2"

Mosaic on 12"x12" mesh sheet



2" X 6"

Mosaic on 12"x12" mesh sheet



4" X 24"
Bullnose Trim



6" X 12"
Covebase Trim

ALSO AVAILABLE IN LARGE FORMAT / **120" X 60"** / **30" X 60"**



THICKNESS **8MM**

Z

WALL | ZENIT WHITE | 24"x48" POLISHED



Floor | Zenit White | 24"x48" Polished



Floor & Fireplace | Zenit White | 24"x48" Polished



FLOOR | ZENIT WHITE | 24"x48" MATTE







Floor | Zenit Beige | 24"x48" Polished || Wall | Zenit White 12"x24" Matte | 2"x6" Mosaic Matte



Floor | Zenit White | 24"x48" Polished

ZENIT BEIGE

Zenit Beige is the color of simplicity, tranquility and comfort. Its inviting and soothing abilities would make any interior and exterior space look and feel modern and safe.


A unique combination of yellow, brown and gray textures brings the warm and calm vibes from Nature. There is no denying that Zenit Beige is simply sweet and welcoming color. ²

ZENIT
BEIGE

MATTE & POLISHED



48" X 24"



12" X 24"



2" X 2"

Mosaic on 12"x12" mesh sheet



2" X 6"

Mosaic on 12"x12" mesh sheet



4" X 24"

Bullnose Trim



6" X 12"

Covebase Trim



THICKNESS 8MM



FLOOR | ZENIT BEIGE | 24"X48" MATTE







FLOOR & FIREPLACE
ZENIT BEIGE | 24"X48" POLISHED



Floor | Zenit Beige | 24"x48" Polished

Floor | Zent Beige | 24"x48" Polished



Wall | Zent Beige | 12"x24" Polished | 2"x2" Mosaic



Floor | Zenit Beige | 24"x48" Matte || Wall | Zenit Beige 12"x24" Matte

ZENIT LIGHT TAUPE

An aerial photograph of a rugged coastline. The top half of the image shows a sandy beach transitioning into a rocky shore. The rocks are dark and jagged, with patches of green moss or algae. The ocean is a deep blue-green, and white waves are crashing against the rocks, creating a dynamic and textured scene. The overall color palette is dominated by earthy tones like beige, grey, and brown, with the natural textures of the rocks and sand.


Zenit Light Taupe is a color of stability and reliability; it is dependable and comforting. The warm and deep shades of light brown, grey and beige help to stay grounded and appreciate the simple things in life.

Zenit Light Taupe can bring coziness and sense of security to any living space, and also can make a respectful and more mindful impact on any commercial area.


Its humble beauty stabilizes and comforts us by making an unforced but powerful statement. ³

ZENIT LIGHT TAUPE

MATTE & POLISHED



48" X 24"



12" X 24"



2" X 2"

Mosaic on 12"x12" mesh sheet



2" X 6"

Mosaic on 12"x12" mesh sheet



4" X 24"

Bullnose Trim



6" X 12"

Covebase Trim



THICKNESS 8MM





Floor & Wall | Zenit Light Taupe | 24"x48" Polished





Floor & Ceiling | Zenit Light Taupe | 24"x48" Polished





Floor | Zenit Light Taupe | 24"x48" Polished || Wall | Zenit White | 24"x48" Matte



Floor & Wall | Zenit Light Taupe | 24"x48" Matte





Floor | Zenit Light Taupe | 12"x24" Matte

ZENIT GREY


Zenit Grey color reveals beautiful shades of light grey that can be also found in natural pearls and stone textures.

Zenit Grey texture is full of grace and elegance that does not compromise its stability and peaceful presence. It offers an unmatched level of serenity and can turn chaotic energy into relaxing stillness.


An intelligent beauty and great practicality makes Zenit Grey suitable for absolutely any space and would fit in any architectural design concept.



ZENIT
GREY
MATTE & POLISHED



48" X 24"



12" X 24"



2" X 2"

Mosaic on 12"x12" mesh sheet



2" X 6"

Mosaic on 12"x12" mesh sheet



4" X 24"
Bullnose Trim



6" X 12"
Covebase Trim



THICKNESS **8MM**





FLOOR | ZENIT GREY | 24"X48" POLISHED





Floor & Wall | Zenit Grey | 24"x48" Polished




Wall | Zenit Grey | 12"x24" Matte || Floor | Zenit Grey | 24"x48" Matte



Floor | Zenit Grey | 24"x48" Polished || Fireplace | Zenit Grey 12"x24" Polished



FLOOR | ZENIT GREY | 24"x48" MATTE







Floor & Wall | Zenit Grey | 24"x48" Matte || Bar | Marmi Maxfine Grigio Alpi Carnia | 120"x60" Polished

ZENIT WHITE

Rectified



SIZES FINISHES	48"X24"	12"X24"	2"X2" Mosaics on 12"x12" mesh sheet	2"X6" Mosaics on 12"x12" mesh sheet	4"X24" Bullnose Trim	6"X12" Covebase Trim
MATTE	IRG2448194	IRG1224194	IRG12MO194	IRG12MB3194	IRG424BT194	IRG612C194
POLISHED	IRP2448194	IRP1224194	—	—	IRP424BT194	—

ZENIT BEIGE

Rectified






SIZES FINISHES	48"X24"	12"X24"	2"X2" Mosaics on 12"x12" mesh sheet	2"X6" Mosaics on 12"x12" mesh sheet	4"X24" Bullnose Trim	6"X12" Covebase Trim
MATTE	IRG2448191	IRG1224191	IRG12MO191	IRG12MB3191	IRG424BT191	IRG612C191
POLISHED	IRP2448191	IRP1224191	—	—	IRP424BT191	—

LARGE FORMAT SLABS



SIZES FINISHES	120"X60"	30"X60"
MATTE	IR6G60120194	IR6G3060194
POLISHED	IR6P60120194	IR6P3060194



ZENIT LIGHT TAUPE

Rectified

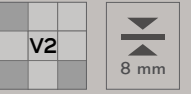


SIZES FINISHES	48"X24"	12"X24"	2"X2" Mosaics on 12"x12" mesh sheet	2"X6" Mosaics on 12"x12" mesh sheet	4"X24" Bullnose Trim	6"X12" Covebase Trim
MATTE	IRG2448193	IRG1224193	IRG12MO193	IRG12MB3193	IRG424BT193	IRG612C193
POLISHED	IRP2448193	IRP1224193	—	—	IRP424BT193	—




ZENIT GREY

Rectified



SIZES FINISHES	48"X24"	12"X24"	2"X2" Mosaics on 12"x12" mesh sheet	2"X6" Mosaics on 12"x12" mesh sheet	4"X24" Bullnose Trim	6"X12" Covebase Trim
MATTE	IRG2448192	IRG1224192	IRG12MO192	IRG12MB3192	IRG424BT192	IRG612C192
POLISHED	IRP2448192	IRP1224192	—	—	IRP424BT192	—



TECHNICAL INFORMATION

PHYSICAL PROPERTIES	ASTM TEST	INDUSTRY STANDARDS	IRIS US RESULTS
Water Absorption	C373	Impervious < 0.5%	≤ 0.1%
Thickness Dimension	C499	Range ± 0.04 Inc. Max.	≤ ± 0.04 Inc.
Facial Dimension	C499	± 0.25 %	≤ ± 0.25%
Warpage Average Diagonal	C485	± 0.40 %	≤ ± 0.40%
Warpage Average Edge	C485	± 0.40 %	≤ ± 0.40%
Wedging	C502	± 0.25 %	≤ ± 0.25%
Bond Strength	C482	≥ 50 psi	≥ 200 psi
Breaking Strength	C648	≥ 250 lbf	≥ 400 lbf
Hardness (MOHS)	Scratch Test (No regulated)	Range 0 – 10	≥ 7
Visible Abrasion Resistance for Glaze Tiles	C1027	No Requirement, Range 0 – 5	Class 4
Frost Resistance	C1026	No sample must show alterations to surface	No evidence of Damage
Chemical Resistance	C650	No Requirement, Range E – A	Class A
Stain Resistance	C1378	No Requirement, Range E – A	Class A*
DCOF – Matte	BOT 3000	≥ 0.42*	≥ 0.42*
Aesthetic Classification	Visual Evaluation Shade & Textures	No Requirement, Range V0 – V4	V2

* DCOF (Coefficient of Friction): all values are given for Matte or Honed material. No values are given for Polished material. The above information is a subject to change. Individual product testing can be conducted by request.

PACKAGING	120" x 60"	30" x 60"	24" x 48"	12" x 24"	MOSAICS 2" x 2"	MOSAICS 2" x 6"	BULLNOSE 4" x 24"	COVEBASE 6" x 12"
Box/Pieces	1	3	4	8	5	5	16	8
Box/Sq. Ft.	48.438	36.329	31.00	15.50	4.844	4.844	10.33	3.875
Pallet/Box	50	22	20	32	—	—	—	—
Pallet/Sq. Ft.	2421.90	799.238	620.00	496.00	—	—	—	—
Thickness (mm)	6	6	8	8	8	8	8	7.5
Weight Lb/Sq.Ft.	139.5	104.63	3.83	3.55	3.55	3.55	2.00	1.70

When preparing the order, the surfaces are selected randomly; therefore, the continuity of patterns and veining is not guaranteed.

Color samples are for general reference only. Tile is made with all natural materials; therefore, is subject to variation in color and/or texture.

Due to the paper finish and the printing settings (or your screen settings, if viewed digitally), it is normal to see a slight difference in colors and textures shown in the catalogue, comparing to the actual colors and textures of the products.



References:

- <https://www.color-meanings.com/white-color-meaning-the-color-white/>
- <https://www.color-meanings.com/beige-color-meaning-the-color-beige/>
- <https://www.color-meanings.com/brown-color-meaning-the-color-brown/>
- <https://www.color-meanings.com/gray-color-meaning-the-color-gray/>

2022 Iris U.S. Marketing. Designed by Anna Hovey for Iris U.S.

IRIS U.S. Corporate Office
1360 South Vernon St.
Anaheim, CA 92805

Customer Service
(800) 323-9906



MADE IN THE U.S.A.

USIRISZENIT22

