

RESIDE

PORCELAIN TILE COLLECTION



iris[®]
U.S.



Created by **Nature**
PERFECTED BY US

RESIDE

INTRODUCTION

4

RESIDE BEIGE

8

RESIDE ASH

18

RESIDE BROWN

30

RESIDE BLACK

44

ITEM CODES | TECHNICAL FEATURES

56

CONTENT

*Whether it is a residential
or commercial space, make it feel like...*


H EALTHY
O UTSTANDING
M ODERN
E XTRAORDINARY

Contemporary surfaces designed for
minimalistic yet sophisticated spaces. Similarly
to an artist's blank canvas, this material allows
you to imagine and express any new design.
The metropolitan style featured in this glazed

porcelain stoneware provides a neutral
and organic look, which combines perfectly
with different decor options, giving you the
opportunity to create your own unique style.



RESIDE



RESIDE

RESIDE tiles are produced from high-quality minerals and clays, extracted and processed using high-tech sustainable methods.

EARTH, WATER and FIRE: no solvents, resins or chemical additives are used for our tile. Pressure and fire are what is needed to produce an exceptionally solid material.

Our powerful presses compact the tile while extremely-high firing temperatures weld and fuse the natural minerals to create more durable and solid surfaces.



24" X 48"
HONED & TEXTURED R11

12" X 24"
HONED

2" X 2" MOSAICS
4" X 24" BULLNOSE TRIM
6" X 12" COVE BASE TRIM

- **RESIDE BROWN**
- **RESIDE BEIGE**



24" X 48"
HONED & TEXTURED R11

12" X 24"
HONED

2" X 2" MOSAICS
4" X 24" BULLNOSE TRIM
6" X 12" COVE BASE TRIM


- **RESIDE BLACK**
- **RESIDE ASH**

RESIDE

BEIGE

Reside Beige is a neutral and elegant color that makes any space relaxing, comfortable and stylish.





48" X 24"



12" X 24"



2" X 2" MOSAIC



RESIDE BEIGE





Wall | Reside Beige | 24"x48" Honed
Floor | Reside Brown | 24"x48" Textured



Wall | Reside Beige | 2"x2" Mosaic



RESIDE

ASH

The calming tones of Reside Ash recall foggy mornings and cloudy days.

Its soothing and relaxing color can make any space more peaceful and comfortable.





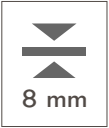
48" X 24"



12" X 24"



2" X 2" MOSAIC



RESIDE ASH

Wall | Reside Ash | 12"x24" | 2"x2" Mosaic
Floor | Reside Brown | 24"x48" Honed







Floor | Reside Ash | 24"x48" Honed



Floor | Reside Ash | 24"x48" Textured



Wall | Maestro Bernini Classico | 120"x60" Polished
Floor | Reside Ash | 12"x24" Honed

RESIDE

BROWN

*The warm colors of Reside Brown recall organic hues found in Nature.
Feel the understated presence of the wood, stone and earthy elements mixed
in this color fusion.*

*Create a special atmosphere by using our surfaces and bring a part of nature to your
home or commercial space.*





48" X 24"



12" X 24"



2" X 2" MOSAIC



RESIDE BROWN



Wall | Reside Brown | 24"x48" Honed | Reside Black | 12"x24" Honed
Floor | Reside Brown | 24"x48" Textured



Floor | Reside Brown | 12"x24" Honed

RESIDE

WHERE NATURE DWELLS





Wall | Reside Beige | 24"x48" Honed
Floor | Reside Brown | 24"x48" Textured

RESIDE

WHERE COMFORT RULES



Wall | Marmi Blue Tempest | 120"x60" Polished
Floor | Reside Brown | 12"x24" Honed

RESIDE

BLACK



With its rich, charming and powerful hues, Reside Black resemble natural volcanic rocks.

The dark texture brings a sense of mystery and uniqueness to any atmosphere.

Create with these surfaces an elegant and modern space while preserving the natural "feel" of the material.



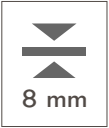
48" X 24"



12" X 24"



2" X 2" MOSAIC



8 mm

RESIDE BLACK







Wall | Reside Black | 12"x24" Honed | 2"x2" Mosaics
Floor | Reside Black | 24"x48" Textured



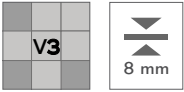
Wall | Reside Black | 12"x24" Honed | 2"x2" Mosaics



RESIDE
WHERE YOU CAN FIND YOUR PEACE

RESIDE BEIGE

Rectified

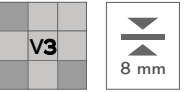


SIZES FINISHES	48"X24"	12"X24"	2"X2" Mosaics on 12"x12" mesh sheet	4"X24" Bullnose Trim	6"X12" Covebase Trim
HONED	IRG2448207	IRG1224207	IRG12MO207	IRG424BT207	IRG612C207
TEXTURED R11	IRT2448207	—	—	—	—




RESIDE ASH

Rectified

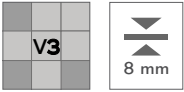


SIZES FINISHES	48"X24"	12"X24"	2"X2" Mosaics on 12"x12" mesh sheet	4"X24" Bullnose Trim	6"X12" Covebase Trim
HONED	IRG2448206	IRG1224206	IRG12MO206	IRG424BT206	IRG612C206
TEXTURED R11	IRT2448206	—	—	—	—




RESIDE BROWN

Rectified

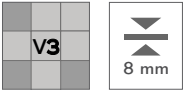


SIZES FINISHES	48"X24"	12"X24"	2"X2" Mosaics on 12"x12" mesh sheet	4"X24" Bullnose Trim	6"X12" Covebase Trim
HONED	IRG2448209	IRG1224209	IRG12MO209	IRG424BT209	IRG612C209
TEXTURED R11	IRT2448209	—	—	—	—




RESIDE BLACK

Rectified



SIZES FINISHES	48"X24"	12"X24"	2"X2" Mosaics on 12"x12" mesh sheet	4"X24" Bullnose Trim	6"X12" Covebase Trim
HONED	IRG2448208	IRG1224208	IRG12MO208	IRG424BT208	IRG612C208
TEXTURED R11	IRT2448208	—	—	—	—



TECHNICAL INFORMATION

PHYSICAL PROPERTIES	ASTM TEST	INDUSTRY STANDARDS	IRIS US RESULTS
Water Absorption	C373	Impervious < 0.5%	≤ 0.1%
Thickness Dimension	C499	Range ± 0.04 Inc. Max.	≤ ± 0.04 Inc.
Facial Dimension	C499	± 0.25 %	≤ ± 0.25%
Warpage Average Diagonal	C485	± 0.40 %	≤ ± 0.40%
Warpage Average Edge	C485	± 0.40 %	≤ ± 0.40%
Wedging	C502	± 0.25 %	≤ ± 0.25%
Bond Strength	C482	≥ 50 psi	≥ 200 psi
Breaking Strength	C648	≥ 250 lbf	≥ 400 lbf
Hardness (MOHS)	Scratch Test (No regulated)	Range 0 – 10	≥ 7
Visible Abrasion Resistance for Glaze Tiles	C1027	No Requirement, Range 0 – 5	IV
Frost Resistance	C1026	No sample must show alterations to surface	No evidence of Damage
Chemical Resistance	C650	No Requirement, Range E – A	Class A
Stain Resistance	C1378	No Requirement, Range E – A	Class A
DCOF – Matte	BOT 3000	≥ 0.42*	≥ 0.42*
Aesthetic Classification	Visual Evaluation Shade & Textures	No Requirement, Range V0 – V4	V3

* DCOF (Coefficient of Friction): all values are given for Matte or Honed material. No values are given for Polished material. The above information is a subject to change. Individual product testing can be conducted by request.

PACKAGING	24" x 48"	12" x 24"	MOSAICS 2"x2"	BULLNOSE 4"x24"	COVEBASE 6"x12"
Box/Pieces	4	8	5	16	8
Box/Sq. Ft.	31.00	15.50	4.844	10.33	3.875
Pallet/Box	20	32	—	—	—
Pallet/Sq. Ft.	620.00	496.00	—	—	—
Thickness (mm)	8	8	8	8	7.5
Weight Lb/Sq.Ft.	3.83	3.55	3.55	2.00	1.70

When preparing the order, the surfaces are selected randomly; therefore, the continuity of patterns and veining is not guaranteed.

Color samples are for general reference only. Tile is made with all natural materials; therefore, is subject to variation in color and/or texture.

Due to the paper finish and the printing settings (or your screen settings, if viewed digitally), it is normal to see a slight difference in colors and textures shown in the catalogue, comparing to the actual colors and textures of the products.





IRIS U.S. Corporate Office
1360 South Vernon St.
Anaheim, CA 92805

Customer Service
(800) 323-9906



MADE IN THE U.S.A.



USIRISRESID22